

**SECTION E: PLANTING INFORMATION**

Replacement or New Plantings in Standard Gardens	E2
Master List of Trees, Shrubs and Plants	E6 – E9
Detailed Perennial Chart/Shrub List	E10 – E32
Garden Drawing in various home models	E33 – E39
Garden(s) Maintained by Home Owner(s)	E40

---

York Region Vacant Land Condominium Corporation 1079  
Owners' Manual

**REPLACEMENT OR NEW PLANTINGS IN GARDENS**

Unit Owners may wish to have different trees, shrubs or plants on their property other than those originally planted. Following are the guidelines by which this may be done.

All plantings or relocation of shrubs and perennials must be consistent with the Quality Assurance and Design Code as set out in the Declaration and Owners' Manual. Replacement or new plantings must be, without exception, selected from the Board approved Master List of trees, shrubs and perennials and are subject to the following conditions.

- a) While the number of perennials, shrubs, and trees as set out in the original plantings for each individual Homeowner's garden must remain in continuity with the Corporation's Quality Assurance and Design Code, there may be instances where culling for overgrowth, replacement of dead plants, and aesthetic concerns make it necessary to increase or decrease the original total number of plants. Providing that all the plants are selected from the Board approved Master List, this change is permissible. (e.g. a large spreading juniper could be replaced with two smaller shrubs or an appropriate number of perennials.)
- b) Any expansion or reshaping of existing gardens; addition of gardens; planting (including annuals) around trees and placement of ornaments, rocks, stones, brick or other material in gardens is prohibited.
- c) The Homeowner must complete a Garden Alteration Request Form specifying the reason for any replacement of shrubs or trees when making changes to gardens. Additionally, the owner must complete the garden plan attached to the Garden Alteration Request Form showing the location of all changes and the shrubs or trees requested. If a Homeowner is replacing a dead or diseased shrub or tree with the exact same plant in the same location, a Garden Alteration Request Form is not required.
- d) Dead or diseased plants must be immediately removed from the garden and replaced from the approved list.
- e) Healthy trees and shrubs may be replaced at Homeowner expense after approval has been granted by the Board. Replacement trees must have a Calliper of at least 45mm, which is the same as was originally planted by the developer. Homeowners may not relocate trees.
- f) Any replacement plants must maintain or enhance the appearance of the current garden and adhere to the Quality Assurance and Design Code of the Corporation. All costs, including labour expenses, involved with replacement/new plantings will be the responsibility of the Homeowner.

York Region Vacant Land Condominium Corporation 1079  
Owners' Manual

- g) Plantings must not alter the grading of the property. Should plantings interfere with the sprinkler system, the Homeowner must pay for all costs associated with assessments, inspections and work done to relocate/repair sprinkler lines or heads. The Corporation or the maintenance contractor accepts no responsibility if effective water coverage of the gardens is not maintained as a result of sprinkler heads being relocated. Sprinkler heads may not be decommissioned.
- h) Vegetable gardens or vegetable plantings within existing gardens are prohibited.
- i) Only Dense Yews or Boxwoods may be used at the rear of the home and must be maintained at no more than 12" above the surface of the patio. No changes are permitted to the plants in this area except for planting of summer annuals and spring bulbs. Spring bulbs must not exceed 20% of the garden surface. \*Note: In extraordinary circumstances, and with written approval of the Board, Globe Cedars may be used to replace dead or dying Dense Yew plantings. If approved and planted, Globe Cedars must be kept shaped and small so as to comply with the height restrictions as outlined above.
- j) Windbreak/privacy/aesthetic plantings on only the right **or** left side of the patio are allowed (using shrubs from the Board approved Master List) and must be maintained by the Homeowner at a shrub height no higher than the baseline of the soffit. Plantings should be immediately next to the patio. When adding a privacy/windbreak/aesthetic bed, shrubs must be positioned so as to not interfere with the existing sprinkler heads and effective water coverage. Furthermore, any shrub bed created for a windbreak/privacy/aesthetic planting may be used only for such purpose and no additional planting(s) are allowed in this bed. Any shrubs currently planted beside patios and removed may not be planted elsewhere on the property unless approval is granted by the Board to use the removed shrub as a replacement for another shrub. Only one species of either Emerald or White Cedars, Hicks or Hills Yews may be used. If smaller shrubs are chosen, either Dense Yews or Boxwood are allowed. A Garden Alternation Request Form with attached garden plan is required to create a new shrub bed.
- k) Dense Yews at the front of units must be maintained at a height of no more than 3 feet.
- l) Plantings intended to mask hydro/utility boxes, at the roadside, are prohibited due to utility "right of way" regulations. Approved plantings to mask the meters attached to the house may be replaced, at the Homeowners expense; however they must be maintained at a height not to exceed the baseline of the soffit and a width to allow sufficient space for landscape maintenance.
- m) Use of mulch in gardens is prohibited.

## York Region Vacant Land Condominium Corporation 1079

### Owners' Manual

- n) Flowering Baskets in gardens are only allowed to be hung from poles/shepherd hooks so as not to interfere with garden maintenance or have the potential to cause injury to maintenance staff.
- o) In the preparation of the list of perennials, care was taken to ensure that a large number of options were provided by listing perennials with many different species. When choosing a species of a perennial from a family of plants on the approved list, a Homeowner **must** ensure they choose a non-invasive variety.
- p) The Landscape Committee, in consultation with established nurseries, strove to give options and quality for Homeowners in its research but it must be noted that there are very few plants that have no susceptibility to disease or insects. Therefore, the Landscape Committee or the Corporation assumes no responsibility for plants that may become infected or diseased or are of inferior quality.
- q) Owners may plant annuals and spring bulbs in their gardens, however, not around shrubs used in windbreak/privacy plantings or around front/side yard trees except where the windbreak/privacy planting is part of a Standard Garden as is the case with the Grand Cypress. Maintenance of annual flowers remains the responsibility of the Homeowner. Any damage caused to annuals or bulbs during garden maintenance or at any other time also remains the responsibility of the Homeowner. Homeowners may plant annuals in backyard tree saucers, however, the homeowner then becomes responsible for the weeding and maintenance of that tree base, including removal of plants in the fall. Any damage to a tree that may be caused by the planting/maintenance of annuals around trees is solely the responsibility of the homeowner.

York Region Vacant Land Condominium Corporation 1079  
Owners' Manual

The Landscape Committee will review all Garden Alteration Request Forms and provide suggested alternatives, if required, prior to forwarding requests to the Board for approval. The Landscape Committee and/or the Board may reject a request based on the Quality Assurance and Design Code in the Declaration. This rejection may be due to, but is not limited to, the number, location, size or potential size and type of plantings chosen.

**WHEN REQUIRED, IT IS IMPERATIVE THAT A GARDEN ALTERATION REQUEST FORM ALONG WITH A GARDEN DRAWING BE SUBMITTED TO THE BOARD PRIOR TO ANY WORK BEING STARTED.**

The Property Manager, or his/her agent, will be responsible for inspecting completed work to ensure all the foregoing conditions are met.

York Region Vacant Land Condominium Corporation 1079  
Owners' Manual

**MASTER LIST OF TREES, SHRUBS AND PLANTS  
CONDOMINIUM CORPORATION 1079**

**TREES** - Board approval is required for all tree selections.

Since Monocultures promote disease and insect spread we have added more choice for Front Yard (not gardens) trees.

**Front Lawn\*\*** – Columnar Hornbeam; Chanticleer Pear\*; Katsura; Amur Maple (Tree Form); Harlequin Maple; Fruitless Horse Chestnut; River Birch; are allowed as a replacement for front (or the side on corner lots)

**Back Lawn** – For larger lots that are either recessed or pie-shaped, the following trees are permitted: Greenspire Linden; Little Leaf Linden; Crimson King Maple; Blue Spruce, Green Spruce, Austrian Pine

The trees listed below for the smaller lots are also permitted for the larger lots.

**For smaller lots:** Cockspur Hawthorne; Brandy Wine Maple; Flowering Dogwood; Flame Amur Maple; Columnar Hornbeam; Crimson King Maple; Globe Maple; Serviceberry (Tree Form); Chanticleer Pear\*

**Patio** - Windbreak/Privacy/Aesthetic Shrub Plantings are: Emerald Cedar; Hicks Yew; Hills Yews; White Cedar; upright varieties of Boxwood and Dense Yews

\* Chanticleer Pear – Please note that this tree can be affected by Pear Trellis Rust which is treatable but this would be the responsibility of the Homeowner should they choose to use this tree.

\*\*Ivory Silk Lilac: Although Ivory Silk Lilac trees are no longer on the Master List, it is not necessary to remove an existing tree unless it is dead or diseased.

**SHRUBS:**

Alpine Currant	Bluebeard – Petit Blue
Boxwood (3 varieties, see chart below)	Dwarf Burning Bush
Butterfly Bush (3 varieties, see chart below)	Daphne - Cneorum

Section E

E6

Current as of November 2019

York Region Vacant Land Condominium Corporation 1079  
Owners' Manual

Emerald and White Cedar	Dwarf Fothergilla
Dogwood – Yellow and Red Twigged	Deutzia – Chardonnay Pearls
Euonymus	Fir, Balsam Dwarf “Nana”
Fothergilla Major (an option for replacement shrub at non-garden side of garage only, no other location)	
Japanese Maple	Japanese Dappled Willow (an option for replacement shrub at non-garden side of garage only, no other location)
Kerria	Lilac – Bloomerang, Paliban
Mock Orange	Mugho Pine
Ninebark	Potentilla
Purple Leaf Plum	Rhododendron
Service Berry	Spirea – Bridalwreath
Spirea – Gold Flame	Spirea – Limemound
Spirea, Snowmound (an option for replacement non garden side of garage only, no other location)	
Spruce – Dwarf Alberta; Globe Blue, Nest	Fragrant Sumac
Viburnum	Weigela
Yew- Dense; Hicks; Margarita, Hills	Topiary – Evergreen varieties (no Juniper varieties)

**NOTE:** On the advice of Davey Tree Experts, Junipers have been removed from the Master List of Trees. Currently planted junipers have been “grandfathered” but should they need replacing another type of shrub must be selected from the current Master List of Trees.

York Region Vacant Land Condominium Corporation 1079  
Owners' Manual

**PERENNIALS**

Asters	Amsonia
Anemone	Astilbe
Bergenia	Bleeding Heart
Brunnera	Campanula
Centaurea	Chelone
Chrysanthemums	Coreopsis
Cranesbill (Perennial Geranium)	Daisy (non- invasive)
Daylilies (Hybrid)	Dianthus
Epimedium (Barrenwort)	Euphorbia – Ascot Rainbow & Polychroma
Ferns	Helleborus
Heuchera	Hosta - All but giant varieties eg. Elephant Ears
Hydrangea	Jacob's Ladder
Knautia – Thunder and Lightning	Iris - Japanese and Dutch
Liatris	Lady's Mantle
Lupin	Pasque Flower
Peony	Phlox -non-mildew; Creeping Phlox -non-invasive
Primula	Pulmonaria (Lungwort)
Salvia	Sedums
Sedums (Miniature)	Scabiosa – Butterfly Blue



York Region Vacant Land Condominium Corporation 1079  
Owners' Manual

Solomon's Seal	Spiderwort
Tiarella	Yucca
Grasses	- Non-invasive; ornamental; dwarf varieties

Spring Flowering Bulbs are not to exceed 50% of garden area. If desired, additional bulbs may be planted in pots and placed on paved surfaces. When choosing to use bulbs, homeowners must be aware bulbs may be inadvertently damaged or dug up by the gardeners.

**Note:** Prior to investing in the replacement of an existing plant or plantings, the Landscape Committee strongly recommends that Homeowners amend the soil by adding good quality soil to the largely clay based existing soil. Although it would be an additional expense to the homeowner, this action would enhance the chance of new plantings prospering.

FOR GUIDANCE PLEASE REFER TO THE REPLACEMENT OR NEW PLANTINGS IN GARDENS DOCUMENT. (Section E2, E3, E4)

## **DETAILED PERENNIAL/SHRUB LIST**

York Region Vacant Land Condominium Corporation 1079

Owners' Manual

COMMON NAME	PLANT NAME	SPECIES	COLOUR	BLOOMING SEASON	HEIGHT	SUN /SHADE	ZONE	USE	NOTES
Amsonia	Apocynaceae	Blue Star	Blue	Spring Early summer	1' to 3'	Full sun/part shade	Zone 4 - 9	Spring Colour	Easy to Grow Looks better after 1 <sup>st</sup> year
Asters	Asteraceae	All varieties	Pink, Blue, White, Lavendar, Variegated	Late summer and Autumn	1' to 3'	Full sun/part shade	All varieties must be hardy to at least Zone 5		250 species s offer variety to all
Bachelor Button	Centaurea	All varieties	Blue, Pink	June to August	Varies by species	Full sun	All varieties must be hardy to at least Zone 5	Showy Flower	Tolerates dry conditions
Bellflower	Campanula	All Varieties	White, Blue, Purple	Early to Mid-Summer	Varies	Sun to Par Sun	Zone 2 to 9	Attractive Bell Shaped Flower	Good for cutting. Will need cutting back to control size.

York Region Vacant Land Condominium Corporation 1079

Owners' Manual

COMMON NAME	PLANT NAME	SPECIES	COLOUR	BLOOMING SEASON	HEIGHT	SUN /SHADE	ZONE	USE	NOTES
Chrysanthemum		All Varieties	Variety of Colours	Late Summer Early Fall	Varies	Sun	Zone 3 to 9	Good for fall colour	Comes in a large variety of shapes and sizes. Don't overcrowd chrysanthemums: good air circulation reduces the chance of disease.
Coral Bells	Heuchera	All Varieties	Red or green Foliage and leaf variation	Early summer	1.5'	Sun/part shade	All varieties must be hardy to at least Zone 5	Attractive to Humming-bird and Bees, Red foliage variety provides colour	
Coreopsis		All varieties	Varying shades of Yellow. Yellow with brown centre	Most of summer	18"to 32"	Sun/part shade	All varieties must be hardy to at least Zone 5		Long Blooming, attractive to bees, some varieties are repeat bloomers

York Region Vacant Land Condominium Corporation 1079

Owners' Manual

COMMON NAME	PLANT NAME	SPECIES	COLOUR	BLOOMING SEASON	HEIGHT	SUN /SHADE	ZONE	USE	NOTES
Dianthus		All varieties	Pink, White, Red Fuschia, Variegated	Summer	10"- 12"	Sun/part shade	All varieties must be hardy to at least Zone 5		
Euphorbia	Euphorbiaceae	Ascot Rainbow, Polychroma	Yellow	Spring	12" – 18"	Sun/partial shade	Zone 2 to 9		Easy Care Great Spring Display Ascot Rainbow has variegated foliage
Ferns		All varieties	Green, Delicate Foliage	Spring through Autumn	Must conform to garden design regulations	Shade	All varieties must be hardy to at least Zone 5	Work well in shady gardens	
Gaillardia		All varieties	Burgundy, Yellow and Orange Variegated, Mixed, have dark throats	Most of summer	18"	Sun	All varieties must be hardy to at least Zone 5	Long Bloomer, orange for those wishing that colour	

York Region Vacant Land Condominium Corporation 1079

Owners' Manual

COMMON NAME	PLANT NAME	SPECIES	COLOUR	BLOOMING SEASON	HEIGHT	SUN /SHADE	ZONE	USE	NOTES
Geranium	Cranesbill	All varieties	Range from true blue to mauve. Few white or pink varieties.	Mid to late summer but some varieties bloom all season	Up to 24"	Sun/ Shade	Hardy to Zone 4	Famous for their use in English or cottage gardens. Should not be confused with Pelargonium.	Prefers moist organic soil.
Helleborus		All varieties	White, Cream, Pink, Purple or Green	Spring through early summer	1.5'	Full sun or dappled shade	All varieties must be hardy to at least Zone 5	Long Lasting Flowers	Protect feet in winter
Hosta	Liliaceae	All but giant varieties permitted	Green, Variegated, bloom can be purple, white	Varies with species	Must conform to garden design regulations	Mostly shade, some sun varieties	All varieties must be hardy to at least Zone 5	Provides foliage interest	
Hybrid Daylilies	Hemerocallis Hybrid	All varieties	Orange, Pink, White, Lavender, Yellow, Variegated	Spring through Autumn	1.5' to 3'	Full sun	All varieties must be hardy to at least Zone 5	Some varieties bloom more than once	

York Region Vacant Land Condominium Corporation 1079

Owners' Manual

COMMON NAME	PLANT NAME	SPECIES	COLOUR	BLOOMING SEASON	HEIGHT	SUN /SHADE	ZONE	USE	NOTES
Hydrangea	Hydrangeoaceae	All Varieties	Varies depending on variety	Usually Late summer and fall	2' - 6'	Full sun/part shade	All varieties must be hardy to at least Zone 5	Changes colour during the season	Some newer varieties do not need staking
Iris	Iridaceae Japonica	Japanese	Purple, Pink, White	Late spring to early summer	1.5'	Full sun/part shade	All varieties must be hardy to at least Zone 5	Hardy	Can be used as a cut flower
Iris	Iridaceae Hollandica	Dutch	Purple, Blue, Yellow, White	Late spring to early summer	2'	Full sun/part shade	All varieties must be hardy to at least Zone 5	Hardy	Can be used as a cut flower
	Knautia		Purple	Spring to Fall	1' to 1 ½'	Full sun	Zone 5 to 9	Attracts Butterflies	Variegated Foliage
Lady's Mantle	Alchemilla		Green / Yellow	Early to Mid-Summer	1' to 1 ½'	Full sun/part shade	Zone 2 to 9	Beauty of water beading on foliage after rain	Bloom is insignificant but grown for foliage

York Region Vacant Land Condominium Corporation 1079

Owners' Manual

COMMON NAME	PLANT NAME	SPECIES	COLOUR	BLOOMING SEASON	HEIGHT	SUN /SHADE	ZONE	USE	NOTES
Liatris		All varieties	Purple, White	Late summer, early autumn	16" to 18"	Full sun	All varieties must be hardy to at least Zone 5	Height, attractive to butterflies, flowers open top to bottom, good cut/dried flower	
Lupins	Fabaceae	All Varieties	Blue, Pink, Yellow, Red, White	Summer	1' to 4'	Full sun/part shade	Zone 2 to 9	Attractive at back of garden	Prefers dry soil, acidic soil. Spent blooms must be deadheaded
Pasque Flower		All varieties	White, Lavender	Spring	6" to 1'	Full sun	All varieties must be hardy to at least Zone 5	Usually first to pop up in the spring, even with snow	Protect feet in winter; not long lived
Peony		All varieties	Red, Pink, White, Yellow, Coral	Late spring to early summer	3'	Full sun	All varieties must be hardy to at least Zone 5		



York Region Vacant Land Condominium Corporation 1079

Owners' Manual

COMMON NAME	PLANT NAME	SPECIES	COLOUR	BLOOMING SEASON	HEIGHT	SUN /SHADE	ZONE	USE	NOTES
Phlox	Polemoniaceae	Non-Mildew Varieties and Creeping Variety	Red, Pink, Blue, White	Spring, summer	Depends on species	Full sun/part shade	Zone 2 to 9	Attracts Butterflies	Fragrant Low maintenance
Salvia		All Varieties	Blue, Violet, Red, Pink, and White	All summer	13" – 48"	Full sun	Use care when choosing salvias, because not all plants are hardy in all regions	Cut Flowers	Attracts Hummingbirds
Scabiosa		All varieties	Blue, Purple, White	June to September	1' to 2'	Full sun	All varieties must be hardy to at least Zone 5	Attractive to Bees and Butterflies. Continuous Bloom	

York Region Vacant Land Condominium Corporation 1079

Owners' Manual

COMMON NAME	PLANT NAME	SPECIES	COLOUR	BLOOMING SEASON	HEIGHT	SUN /SHADE	ZONE	USE	NOTES
Sedum	Showy Stonecro	Brilliant	Pink	Autumn	2'	Full sun	All varieties must be hardy to at least Zone 5	Late Bloomer, provides winter interest, carefree, attractive to bees and butterflies; one of few pink fall flowers	
Sedum	Showy Stonecro	Variegated	Variegated Leaves, Red/Pink	Autumn	2'	Full sun	All varieties must be hardy to at least Zone 5	Late Bloomer, provides winter interest, carefree, attractive to bees and butterflies,	
Sedum (Miniature)	Stonecrop	All Varieties	Green Green with red hue	Depends on variety chosen		Full sun/part shade	Zone 3 to 10		Easy to grow
Spiderwort	Tradescantia	All Varieties	Blue, Pink, White	Spring Summer Fall	6" to 3'	Full sun	Zone 4 to 11	Good for containers	Small flower

York Region Vacant Land Condominium Corporation 1079

Owners' Manual

COMMON NAME	PLANT NAME	SPECIES	COLOUR	BLOOMING SEASON	HEIGHT	SUN /SHADE	ZONE	USE	NOTES
Yucca		All varieties	Green or variegated spiked leaves with white flower spike	Mid-Summer	4'	Full sun	All varieties must be hardy to at least Zone 5	Foliage Interest Hardy	
Bulbs		All varieties	Various	Spring	2'	Full sun	All varieties must be hardy to at least Zone 5		Must not exceed 50% of garden
Grasses		All <b>Non Invasive</b> varieties	Green, Red Variegated	All Season	Must conform to garden design regulations	Sun/part shade	All varieties must be hardy to at least Zone 5	Provides winter interest	Must conform to garden design regulations. Owners need to note care requirements when purchasing

York Region Vacant Land Condominium Corporation 1079  
Owners' Manual

PERENNIALS FOR SHADE

COMMO NAME	PLANT NAM	SPECIES	COLOUR	BLOOMING SEASON	HEIGHT	SUN/SHAD	ZONE	USE	NOTES
Anemone	Ranunculacea Family	All Varieties	Depends o variety	Depends on variety	Depends o variety	Part shade	Hardy to Zone 4	May be used a a cut flower	Best if planted in the fall. Requires regular watering, i planting tubers, soak before planting
Astilbe	Astilbe Arends	Many varieties including dwarf variety	Variety of colours	Mid-Summer	18" to 36"	Prefers partia to full shade	Hardy to Zone 3	Long-bloomin plume-like flowers held above airy foliage	Also known by th name "False Spirea". Does no like dry conditions Compost in the spring
Bergenia		All varieties	Glossy green, leave take on a bronze hue in cold weather. Flowers - from very pale pink to red and dar purple	Early to late spring	12`` to 24`	Part shade	Zone 4 to 10	Excellent ground cover or border plants	Will tolerate a wid range of condition

York Region Vacant Land Condominium Corporation 1079

Owners' Manual

COMMO NAME	PLANT NAME	SPECIES	COLOUR	BLOOMING SEASON	HEIGHT	SUN/SHADE	ZONE	USE	NOTES
Bleeding Heart	Lamprocapnos spectabilis	All varieties	Fern-like leaves. Burgundy, pinks, red, whites	Mid spring to mid-summer	Up to 30"	Deep shade to Part shade	Zone 2 to 8	Traditional perennial with flower resembling pink hearts	Normal watering conditions, not too dry. Liked by slugs and snails
Chelone	Turtlehead		White, Pink, Purple	Late summer early fall		Partial shade	Zone 4 to 8		Requires consistent moist soil; do not let dry out
Hosta	Liliaceae	All but giant varieties permitted	Green, Variegated, bloom can be purple, white	Varies with species	Must conform to garden design regulation	Mostly shade some sun varieties	All varieties must be hardy to at least Zone 5	Provides foliage interest	
Jacob's Ladder	Polemonium	Green or variegated	Shades of blue, pink or white	Late spring, early summer	18" to 36"	Prefers partial to full shade	Hardy to Zone 4	Variegated variety provides interest but can be harder to grow	Grows best in moderately fertile soil. Must be well drained

York Region Vacant Land Condominium Corporation 1079  
Owners' Manual

COMMO NAME	PLANT NAME	SPECIES	COLOUR	BLOOMING SEASON	HEIGHT	SUN/SHADE	ZONE	USE	NOTES
Lungwort	Pulmonaria	All varieties	Blue	Early to late spring	10`to 12``	Full shade to Part shade	Zone 4 to 8	Spotted leaves add interest	Normal to moist soil
Primula	Primulaceae	All varieties	Variety of colours	Early to late spring	6``	Full shade to Part shade	Zone 4 to 8	Adds early spring colour	Low maintenance
Tiarella	Tiarella	All varieties	The leaves are maple leaf shaped and have a light center blotch White or pink flowers	May - June	10`to 12``	Partial to full shade	Hardy to Zone 4	Tiarella is a clump forming perennial turning reddish in the fall add fall colour to the garden. Can be used as ground cover	Moist, well-drained soil

York Region Vacant Land Condominium Corporation 1079  
Owners' Manual

THE FOLLOWING PERENNIALS WERE SUPPLIED BY THE BUILDER AND ARE STILL VIABLE

COMMON NAME	PLANT NAME	SPECIES	COLOUR	BLOOMING SEASON	HEIGHT	SUN /SHADE	ZONE	USE	NOTES
Brunnera	Bugloss	All Varieties	Varies dependent on variety	Spring	12" to 18"	Part to Full Shade	Zone 3 to 7	Showy Flowers. Dark foliage	Needs moist conditions
Day Lily, Stella D'Oro	Hemerocallis		Yellow	Spring through Autumn	1.5' to 3'	Full sun			May bloom more than once
Hosta (Plantain Lily)	Liliaceae	Francee	Green, White edges, Lavender Flowers	July/August	Height 2', Spread 3'	Part shade to shade	Hardy to Zone 2a	Provides foliage interest	Liked by insects
Hydrangea	Hydrangeoaceae	Annabelle	Various	Late summer and fall	3' to 4'	Full sun/part shade	All varieties must be hardy to at least Zone 5		Large, showy long lasting blooms
Sedum, Showy Stonecrop	Hylotelephium	Autumn Joy	Deep Pink to Pinkish Bronze	Autumn	2'	Full sun	All varieties must be hardy to Zone 5	Late Bloomer Provides winter interest	Easy and carefree, attractive to bees and butterflies

Section E

E23

Current as of November 2019

York Region Vacant Land Condominium Corporation 1079  
Owners' Manual

CONDO 1079 SHRUBS

COMMON NAME	PLANT NAME	SPECIES	COLOUR	BLOOMING SEASON	HEIGHT	SUN/ SHADE	ZONE	USE	NOTES
Alpine Currant	Ribes Alpinum		Deciduous		3 – 6 ft.	Shade – Full Sun	Zone 3 to 7	Female produces red berries	Shiny dark foliage, good for hedging
Bluebeard	Caryopteris	Petit Blue	Dark Green Glossy Foliage with Blue Flowers	July thru September	Height 2' to 3' Spread to 24"	Full Sun	Zone 5 to 9	Attractive to Butterflies	May require pruning to keep compact. Adaptable to various soils.
Boxwood, Winte Beauty	Buxus Microphylla		Evergreen		3 to 4 ft	Sun/part shade	Zone 4 to 8		Evergreen, slow growing; likes well drained soil
Boxwood, Dwarf English	Buxus Sempervirens "Suffruticosa"		Evergreen		3 ft.	Part Shade	Zone 5 to 8		Grows slowly. Needs well drained soil so do not plant in wet areas
Boxwood, Littleleaf	Buxus Microphylla		Evergreen		3 – 4 ft.	Sun Light Shade	Zone 4 to 6		Grows slowly. Prefers moist, cool soil



York Region Vacant Land Condominium Corporation 1079

Owners' Manual

COMMON NAME	PLANT NAME	SPECIES	COLOUR	BLOOMING SEASON	HEIGHT	SUN/ SHADE	ZONE	USE	NOTES
Butterfly Bush	Buddleia	Royal Red, Harlequin, Lo&Behold Blue Chip	Varies per species	Summer	2' to 3' in height and spread. Keep pruned	Sun	Zone 5 to 9	Attractive to Humming-birds and butterflies	Fragrant, good for cut flowers, easy to grow. Cut back to 12" in early spring.
Cedar, Emerald	Thuja occidentalis "Smaragd"		Evergreen		25 ft	Sun	Zone 3 to 8	small inconspicuous cones	Fertile, well-drained soil; very slow growth.
Cedar, White	Thuja occidentalis		Evergreen		30 ft	Partial shade	Zone 3 to 8	small inconspicuous cones	Long lived; hardy and low maintenance
Daphne	Thymelaeaceae	Varieties suitable for Zone 5b	White, Pink, Lavender flowers		Average 4 x 4'	Full/part sun	3 - 8		Alluring flowers with heavy fragrance
Dogwood, Yellow and Red Twigged	Cornus	Shrub varieties	White	Summer/fall	3 to 5 ft	Shade for some varieties, sun for others	Zone 2 to 8		Red twig offers winter interest, bears fruit, attractive to birds
Deutzia	Deutzia Gracilis	Chardonnay Pearls	White flowers, Chartreuse foliage	Spring	20" – 36" in height and spread	Part Sun to Sun	Zone 5a to 8b	Mounded habit. Leaves provide garden interest.	Fragrant; Blooms on old wood; prune immediately after blooming

York Region Vacant Land Condominium Corporation 1079  
Owners' Manual

COMMON NAME	PLANT NAME	SPECIES	COLOUR	BLOOMING SEASON	HEIGHT	SUN/ SHADE	ZONE	USE	NOTES
Fir, Dwarf Balsam "Nana"	Abies balsamea	'Nana'	Evergreen		24"	Sun/Part Shade	Zone 3a To 8b	Good in compact areas	Relatively pest and disease free
Fothergilla Gardenii, Dwarf	Hamamelidaceae	All Varieties	White, bottle brush shaped flowers	Spring	Varies by variety	Part Shade to Full Sun	Zone 5 to 8	Unique flower	Provides good fall colour.
Fothergilla Major	Hamamelidaceae	Major	Deciduous, round shaped shrub with white flowers and showy fall foliage	Spring	Up to 6 ft	Full Sun	Hardy to Zone 5	Use at non-garden side of the garage only as a replacement shrub (likely for Fragrant Sumac )	Must be pruned to remain below fascia of home
Kerria		Only varieties that will not send out suckers.	Varies	Spring Summer	Varies. Must conform to garden design regulation	Part Shade to Shade	Hardy to Zone 5	Good interest in shade gardens.	Easy to grow but requires well drained soil. Requires pruning.
Lilac, Palibin	Syringa meyeri Palibin	Dwarf Korean Palibin	Mauve-pink	Mid May	4 to 5 ft	Sun/part shade	Zone 3	Neat, Mounding Habit	Resists powdery mildew, does not like wet locations

York Region Vacant Land Condominium Corporation 1079

Owners' Manual

COMMON NAME	PLANT NAME	SPECIES	COLOUR	BLOOMING SEASON	HEIGHT	SUN/ SHADE	ZONE	USE	NOTES
Lilac, Bloomerang	Syringa		Mauve	Spring and again from mid-summer to frost	4 – 5 ft	Sun	Zone 3	Compact Habi	Good for cutting, Fragrant
Magnolia, Yellow		Magnolia, Yellow Bird	Yellow	Early Spring	20 - 25 ft.	Full sun/part shade	Zone 5b		Grows at a medium rate, long lived, needs winter protection for first few years
Magnolia, Sauce			Pinkish White	Early Spring	20 - 25 ft.	Full sun/part shade	Zone 4 to 9		Well drained soil, need winter protection for first few years
Mock Orange	Philadelphus Lewisii	Mock Orange Blizzard	White Bloom	June/July	5 ft.	Does well in Medium Shade	Up to Zone 3	Yellowish Green leaves bring variety of shade	Hardy compact shrub that does well in small gardens
Mock Orange	Philadelphus coronarius Aureus	Golden Mock Orange	White Blooms with yellow eyes	Early summer	6 ft	Sun/part shade	Zone 3b	Fragrant	Adaptable and easy to grow
Mock Orange	Philadelphus Snow Belle	Mock Orange Snow Belle	White Bloom	Early Summer	4 ft	Full sun/part shade	Zone 3	Showy, Fragrant	Compact, easy to grow, low maintenance rounded form, lives long

York Region Vacant Land Condominium Corporation 1079  
Owners' Manual

COMMON NAME	PLANT NAME	SPECIES	COLOUR	BLOOMING SEASON	HEIGHT	SUN/ SHADE	ZONE	USE	NOTES
Mugho Pine	Pinus mugo		N/A		4 - 10 ft	Sun/part shade	Zone 2 to 7		Evergreen
Ninebark	Physocarpus sp	All varieties	White, Pink,	Early summer	5 - 6 ft	Sun/part shade	Zone 3	Red barks and leaves offer colour	Variety of bark and leaf colours, drought tolerant
Potentilla	Rosaceae	All Varieties	White, Yellow, Peach, Pink	All Summer if pruned	2 – 3 ft	Full sun	Zone 2	Attract Butterflies	Almost disease and pest free
Purple Leaf Plum Tree			Pink, White	Spring	10 ft.	Full to part sun	Zone 4 to 8	Provides a splash of purple to the garden	Small fruits attractive to birds, prune to keep as shrub
Rhododendron		All Varieties	Varies	Varies		Light Shade	Zone 4		Moist soil but not in water; sheltered area; needs winter protection
Spirea, Bridalwreath			Pink, White	Mid Spring	6 - 8 ft	Sun or shade	Zone 4a to 9	Good at the back of a garden	Fountain like growth, blooms best in sun, durable  Needs pruning to control growth

York Region Vacant Land Condominium Corporation 1079


Owners' Manual

COMMON NAME	PLANT NAME	SPECIES	COLOUR	BLOOMING SEASON	HEIGHT	SUN/ SHADE	ZONE	USE	NOTES
Spirea, Snowmound			White		4 ft			Good choice to replace Sumac	(side of garage only)
Spirea, Limemound	Spirea prunifoli		Bright lime green foliage Pink Flowers	Summer	3' tall 4' wide	Full Sun	Zone 3 to 9	Attracts Butterflies Dramatic Foliage brightens garden	Requires regular watering especially in hot weather
Spirea, Goldenflame	Spirea prunifoli	Spirea Japonica	Foliage emerges bright red and fades to yellow in the summer Hot Pink flowers	Late spring - Early summer	3' tall 4' wide	Full Sun	Zone 3 to 9	Turns deep red in fall providing fall colour	Forms a dense ball, neat and tidy  Prune in very early spring when danger of frost is gone
Spruce, Dwarf Alberta			Evergreen no blooms	N/A	6 ft.		Zone 5a	Great accent shrub	Long lived, very slow grower, needs protection in winter

York Region Vacant Land Condominium Corporation 1079  
Owners' Manual

COMMON NAME	PLANT NAME	SPECIES	COLOUR	BLOOMING SEASON	HEIGHT	SUN/ SHADE	ZONE	USE	NOTES
Spruce, Globe Blue	Picea pungens 'Globosa'		Evergreen		3 - 5 ft		Zone 2 to 8	Attractive blue foliage, adds texture to the landscape	Rounded, slow growth
Viburnum		All varieties	White, Pink Blooms	Early spring	3 - 8 ft. (depends on variety)	Full sun	Varieties must be suitable to Zone 5	Bears fruit which is attractive to birds	Pest resistant except to Viburnum Leaf Beetle
Weigela	Weigela Florida "Alexandra"	All Varieties	Varies	Spring	Varies, Dwarf variety and variegated available	Full sun	Zone 4	Attractive to humming-bird and butterflies	Can flower in both summer and fall, if fertilized May need pruning
Willow	Salix Integra	Dappled Japanese		Spring	6'	Full Sun	Zone 5 to 9	Variegated Foliage become tri-coloured in spring	Colour is best when shrub is pruned regularly
Yew	Taxus	Margarita	Lime Colour	N/A	4' – 8' t MUST be maintained as small shrub	Full Sun to Shade	Zone 3 to 7	Provide evergreen colour and winter interest	Slow growing. Must be pruned

York Region Vacant Land Condominium Corporation 1079  
Owners' Manual

COMMON NAME	PLANT NAME	SPECIES	COLOUR	BLOOMING SEASON	HEIGHT	SUN/ SHADE	ZONE	USE	NOTES
Yew	Taxus	Emerald Spreader	Deep Green with new foliage emerging as emerald green	N/A	3 feet Width MUST be controlled by annual pruning to ensure its spread remains controlled	Sun/Part Sun	Zone 4 to 7	Provide evergreen winter interest	Slow growing. Must be pruned and can be pruned at any time.
Evergreen shrub made into a topiary by a local nursery  No Juniper varieties	Evergreen Topiary	Spiral or pom pom shape that conform with landscape design code with regard to size	Evergreen	(Example) 		Dependent on variety	Zone 2 to 8	Adds interest	Usually made from, Euonymus, Boxwood etc.. Purchase pre-shaped at nursery. Can be costly so best to buy in fall. If in doubt, contact Landscape Committee member.

PLEASE NOTE THAT SHRUBS MUST BE PRUNED BY HOMEOWNERS IN ORDER TO CONTROL HEIGHT AND SPREADING

## Condominium Corporation 1079

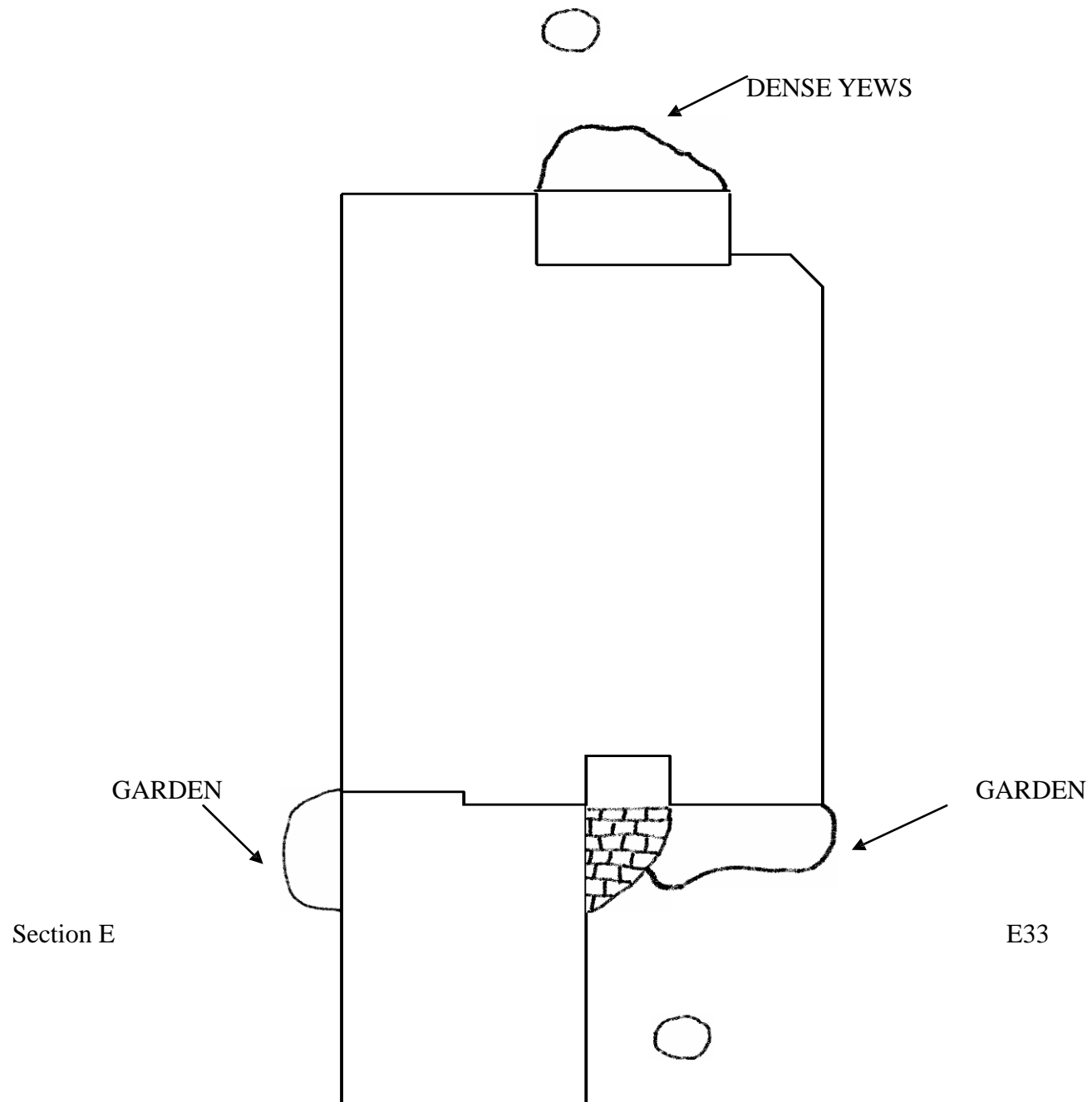
## THE FOLLOWING SHRUBS WERE SUPPLIED BY THE BUILDER AND ARE STILL VIABLE

COMMON NAME	PLANT NAME	SPECIES	COLOUR	HEIGHT	SUN /SHADE	ZONE	USE	NOTES
Burning Bush Dwarf			Deciduous	6 - 8 ft	Full Sun/part shade	Zone 4 to 9	Brilliant fall colour	Medium wet, well-drained soil
Euonymus, Emerald Gaiety	Euonymus Fortunei		Evergreen	3 ft	Full sun or part sun/part shade	Zone 5	Green and white leaves - fine accent plant	Can be a good ground cover
Service Berry	Amelanchier sp		Deciduous	10 - 15 ft	Sun with some shade	Zone 4 to 7	Provides autumn colour; bears fruit	Deciduous; attractive to birds
Sumac, Fragrant	Rhus aromatica		Deciduous	3 - 8 ft	Full Sun/part shade	Zone 4 to 8	Good foundation plant	Glossy leaves; fruit in late summer; moist, well-drained soil
Yew, Hicks, Hills	Taxus x media		Evergreen	20 ft	Sun or shade	Zone 4b	May have red fruit in the fall	Columnar growth habit; long lived, slow grower; must be maintained to remain below fascia of home
Yew, Dense	Taxus x media Densiflorus		Evergreen	3 ft	Sun or shade	Zone 4		Compact, slow growing;



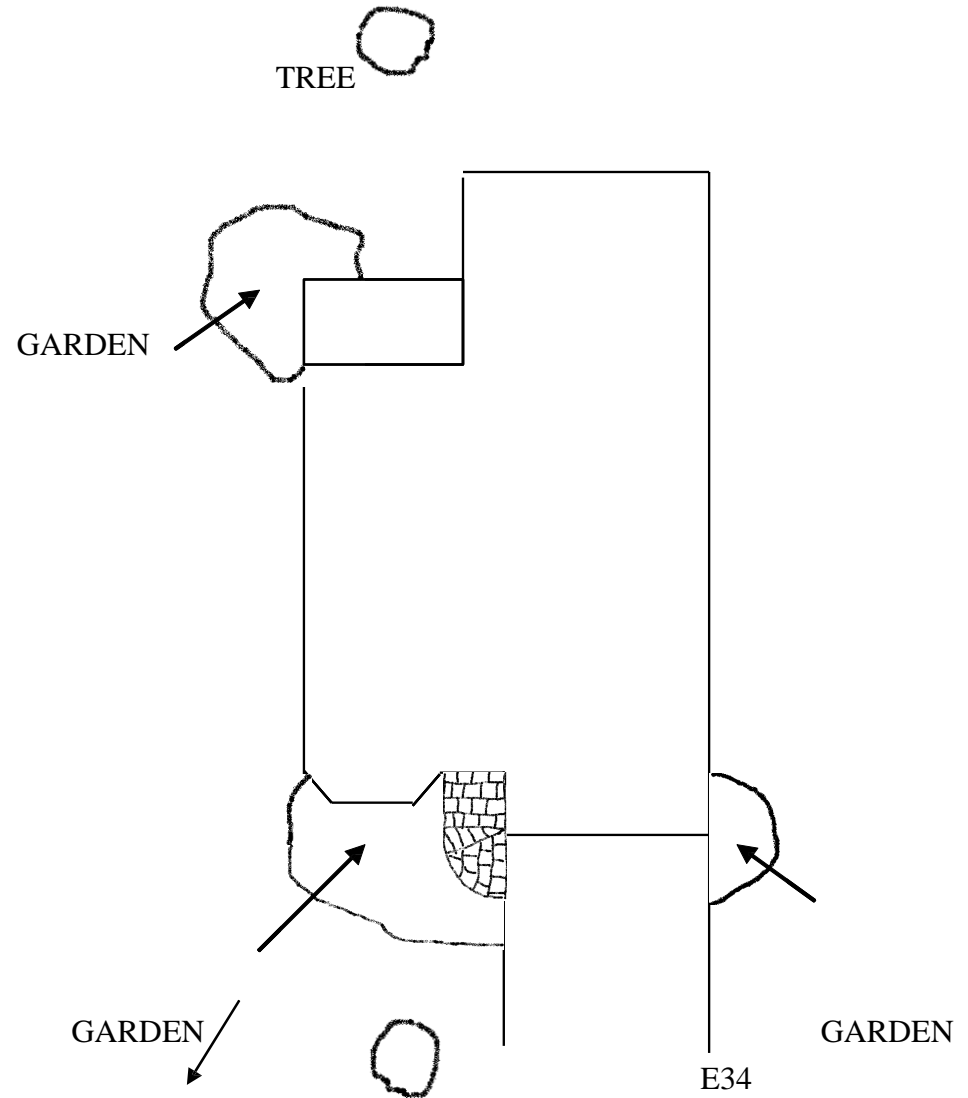
Condominium Corporation 1079

DORAL GARDEN DRAWING



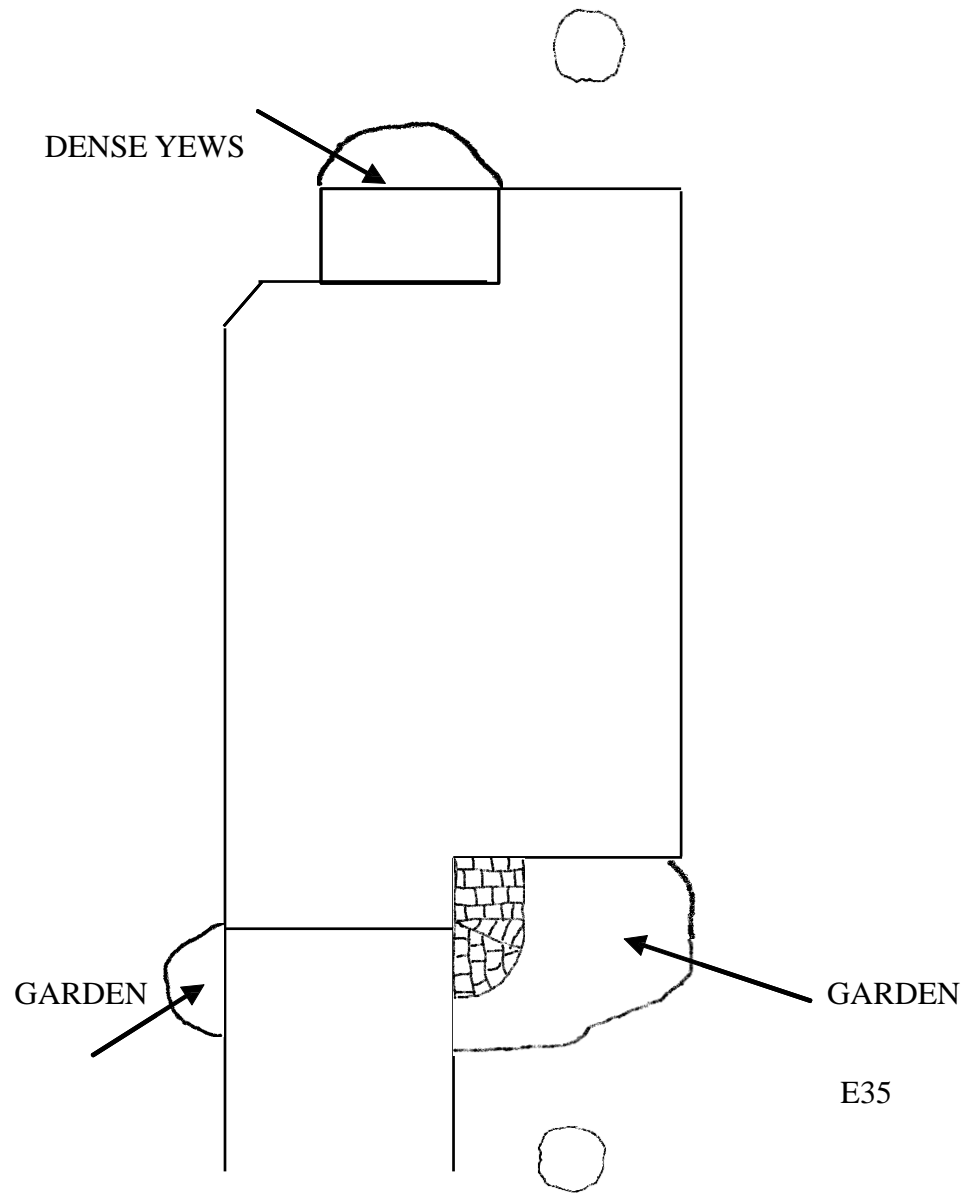
Condominium Corporation 1079

PEBBLE BEACH GARDEN DRAWING



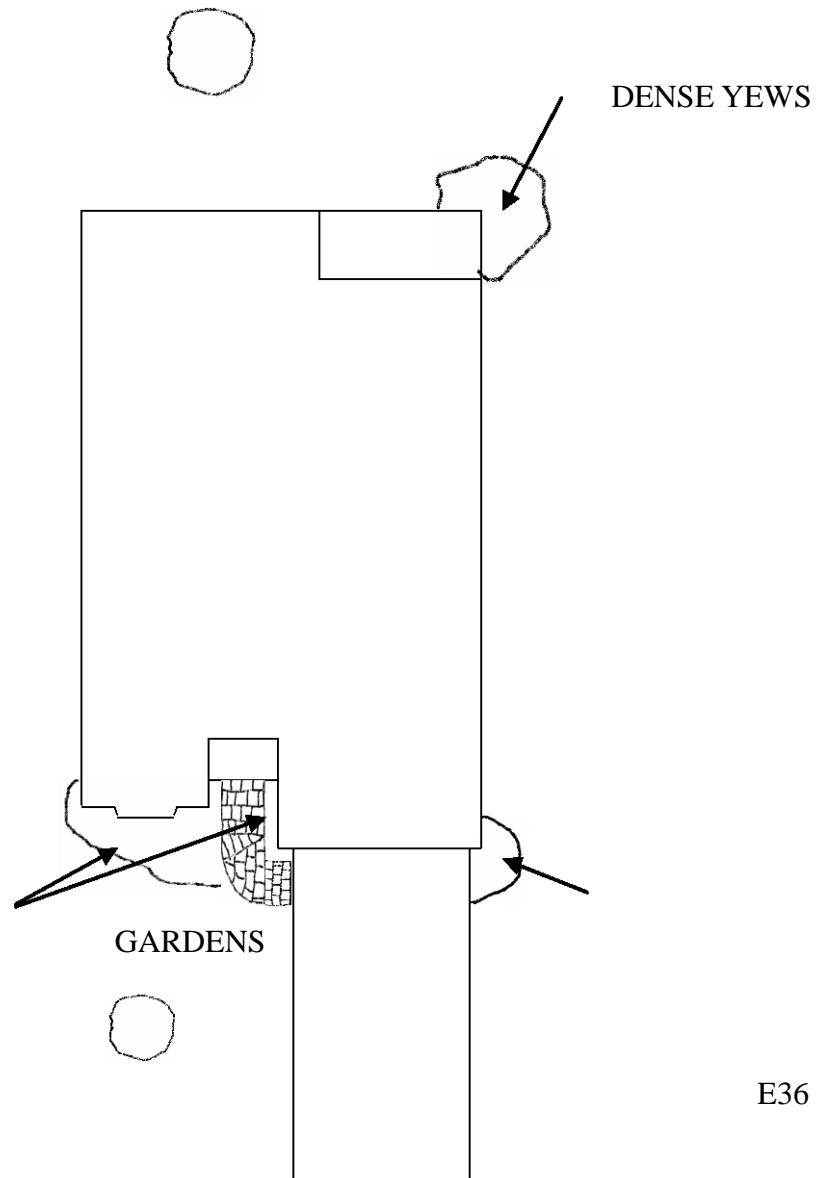
Section E

INNISBROOK GARDEN DRAWING



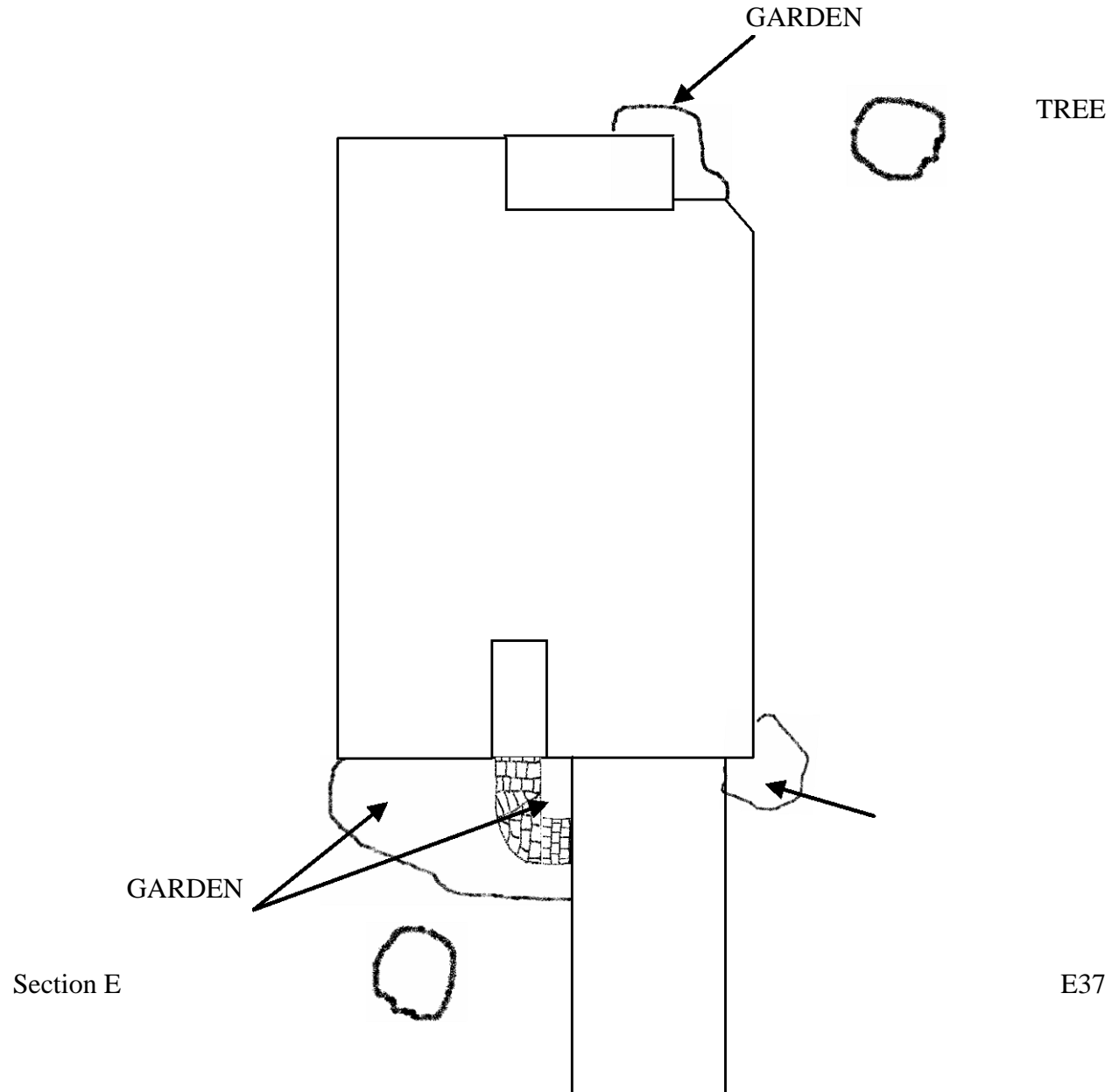
Condominium Corporation 1079

THE AUGUSTA GARDEN DRAWING



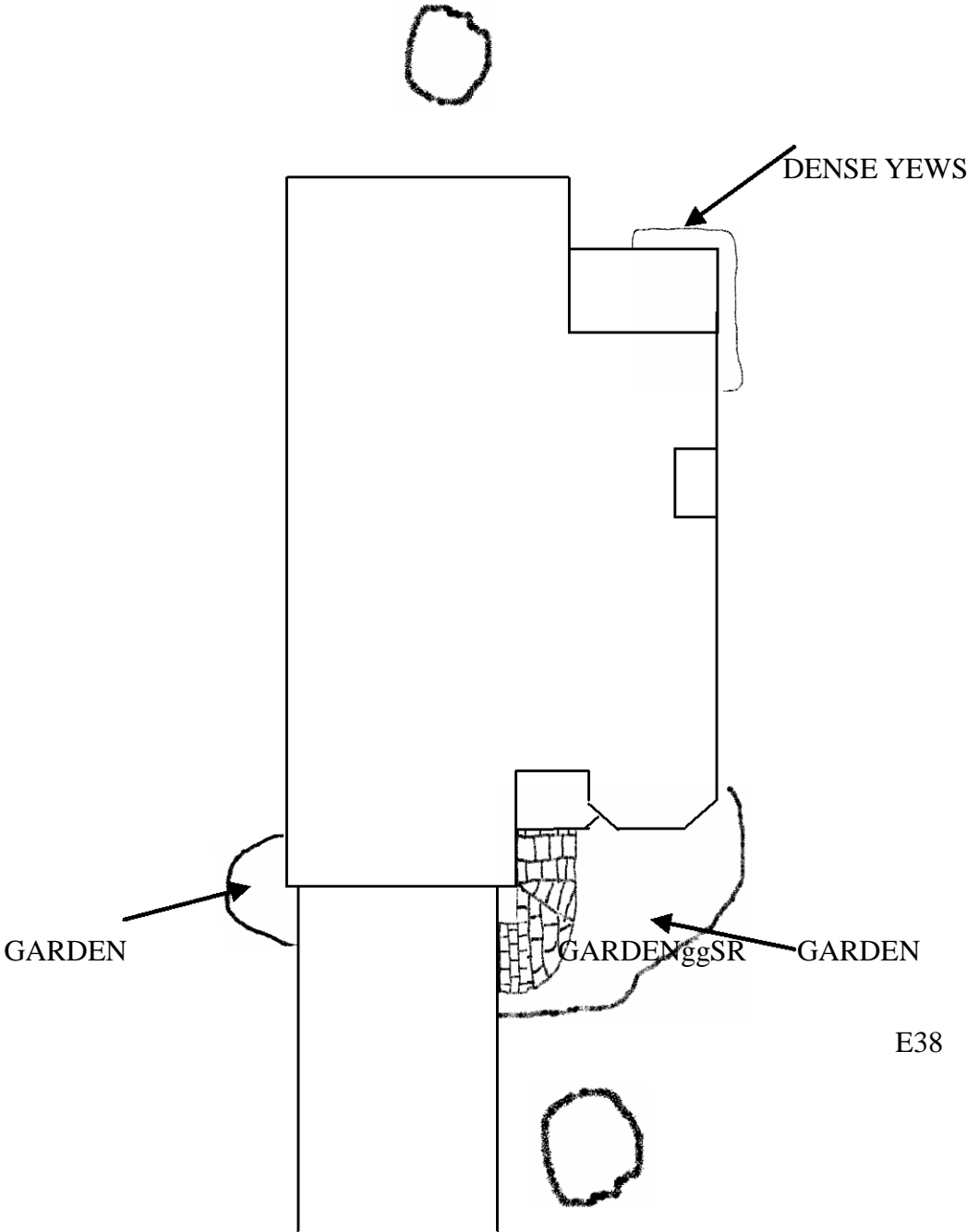
Condominium Corporation 1079

CASTLE PINES GARDEN DRAWING



Condominium Corporation 1079

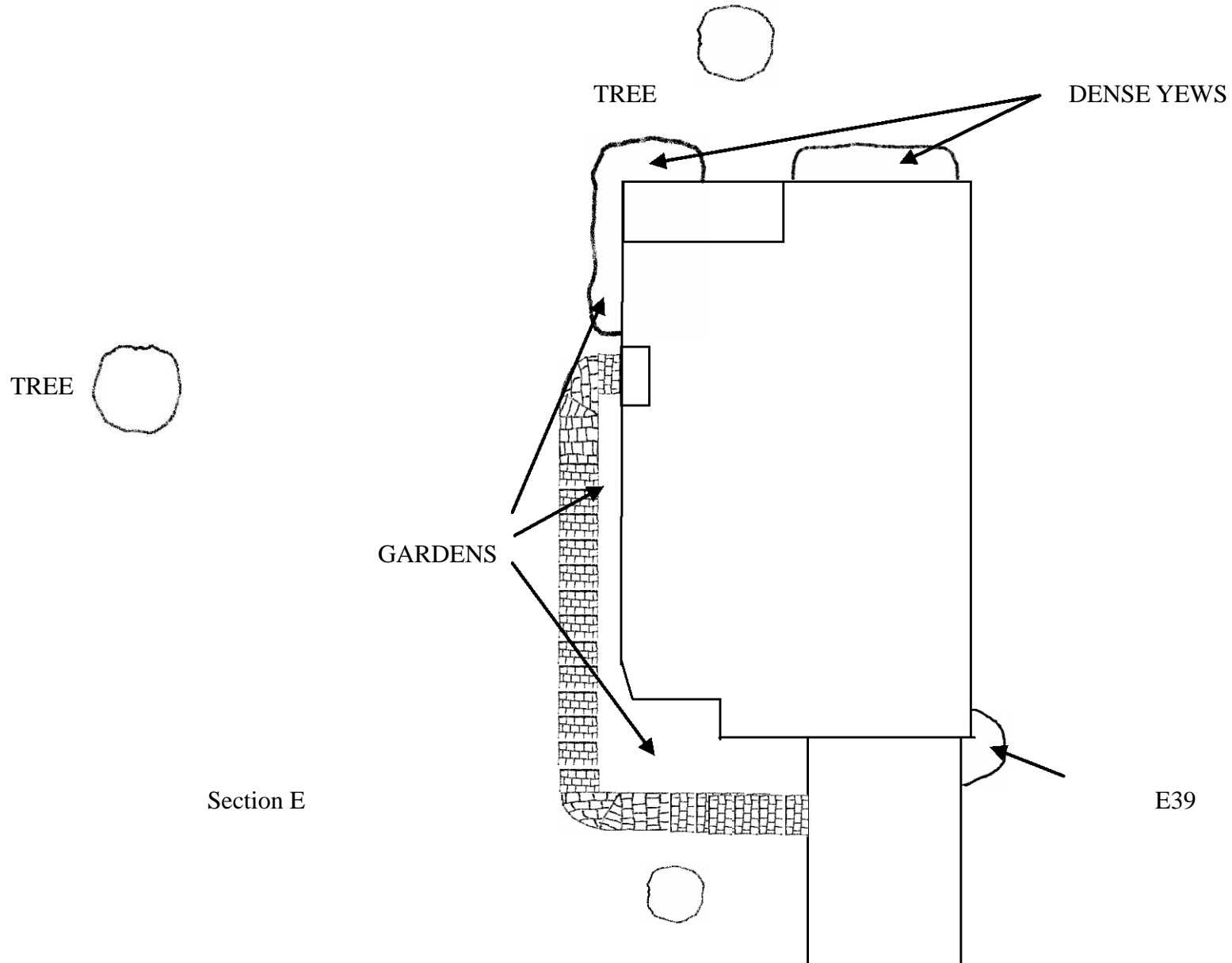
PINEHURST GARDEN DRAWING



Section E

E38

GRAND CYPRESS GARDEN DRAWING



## Condominium Corporation 1079

**Garden(s) Maintained by Home Owner(s)**

Should Condominium Owner(s) wish to maintain their own garden(s), there are two options available. Either option requires the Owner(s) to purchase a sign(s) which is available from the Recreation Centre office at \$10.00 per sign. This cost is inclusive of HST. The applicable sign, as desired, is required for both the front and/or rear gardens. New Signs will be available from March 2020 at the Ballantrae Rec Centre Reception. There is a limit of two signs per home and three signs for corner homes. The signs are attractive in nature with a Ballantrae logo. The sign(s) shall be displayed in a prominent position in the garden soil area, (not grass area) preferably near the front and/or rear entrance walkway, where visible to the gardeners. No signs other than the purchased signs are permitted.

Option 1) **MAINTAINED BY OWNER** sign. This sign will advise the gardeners that no work shall be done on this garden area.

- Gardeners **WILL NOT** perform weeding, deadheading, pruning, shaping of shrubs, turning-over of top soil, spring or fall clean-up.
- Gardeners **WILL** continue to cut the grass including trimming of grass edges.

Option 2) **PLEASE DO NOT TRIM** sign. This sign will advise the gardeners not to trim or cut any garden shrub, hedges or perennials.

- Gardeners **WILL NOT** perform pruning or shaping of shrubs, hedges or perennials.
- Gardeners **WILL** continue to, in addition to cutting the grass, including trimming of edges, also perform weeding and turning-over of topsoil.

Gardens maintained by Home Owners must be maintained to, or exceed the standards maintained by the gardeners. The Property Manager will continue to perform the regular inspections, all to ensure the quality of the Condominium landscaping is maintained.

Any sign can be removed and/or reinstalled as the Home Owner sees fit. This is convenient when away for extended periods of time; i.e., vacations, etc. or for any reason the garden cannot be maintained by the Home Owner.